Proceedings of the 5th International Conference on Materials Chemistry and Environmental Engineering
DOI: 10.54254/2755-2721/2025.29822

Design of Ice Shedding and Anti-Icing Coatings

Yuhong Xiao[1], Runze Liu[2], Yiheng Yu[3*]

[1]Saint John Bosco High School, Bellflower, USA
[2]High School Attached to Northeast Normal University, Changchun, China
[3]Chongqing No.1 Secondary School, Chongqing, China
**Corresponding Author. Email: 3072295598@qq.com*

Abstract. With an emphasis on their use in a variety of sectors, including transportation, energy, and aviation, this study investigates the creation and functionality of synthetic anti-icing surfaces and coatings. These coatings are essential in difficult environmental circumstances because they efficiently prevent ice formation and adhesion using surface changes such micro/nanostructures, super hydrophobicity, and chemical treatments. Surface roughness, hydrophobicity, and chemical characteristics are some of the fundamental mechanisms of anti-icing technologies that are discussed in the study. These are contrasted with natural anti-icing systems, such as those present in darkling beetles. Surface treatment, coating application, and performance assessment using adhesion strength, ice formation resistance, and durability tests are among the experimental methods described for creating and evaluating anti-icing coatings. The study points out the main benefits of synthetic coating, such scalability and personalization, but it also points out drawbacks, like long-term durability in harsh environments. Future research recommendations are included in the study's conclusion, with an emphasis on improving the longevity and cost-effectiveness of anti-icing coatings as well as investigating biomimetic designs that draw inspiration from natural anti-icing systems.

Keywords: Synthetic anti-icing surfaces, Superhydrophobic coatings, Ice adhesion resistance, Biomimetic anti-icing technologies, Environmental adaptability

1. Introduction

1.1. The problem of ice formation and adhesion

Anti-icing coating types are crucial in stopping ice formation on surfaces as this may lead to many accidents and cause many challenges in operations in many fields. For example, in the aerospace industry, intensive ice formation on wing surfaces and other parts of aircraft will modify the flow patterns around that part, and this may result in less lift, more drag, and sometimes disastrous. These risks can, however, be managed by using anti-icing coatings, which reduce the chance of ice formation in the first instance. These coatings create the need to achieve surfaces that do not freeze on contact with water, thus making the equipment safer and more reliable in cold environments [1].

© 2026 The Authors. This is an open access article distributed under the terms of the Creative Commons Attribution License 4.0 (https://creativecommons.org/licenses/by/4.0/).

DOI: 10.54254/2755-2721/2025.29822

This is especially necessary in fields like wind energy; ice buildup on the blade of a turbine causes load shift and extra mechanical strain and will reduce efficiency. Ice phobic coating minimizes the possibility of ice adhering to it and can be easily removed by mechanical force or other means, such as weathering conditions. These coatings enhance ice shedding, thus enabling efficient performance and minimizing structural degradation in systems prone to freezing conditions [2].

These two coating types aim to reduce issues associated with ice formation; however, they work differently and are employed where different. Anti-icing coatings are designed to act as a barrier to the icing of any surface. It is worth emphasizing that these coatings frequently use hydrophobic or, in some instances, super hydrophobic coating materials, which do not allow water to freeze immediately after their contact with the surface. For example, anti-icing coatings can retard the nucleation and growth of ice because it puts a layer in between and hinders the formation of ice [3].

In contrast, ice-shedding coatings aim to permit the already-formed ice to be quickly shed. These coatings typically lower the bonding between ice and the surface, allowing easy removal through force or natural force. In some cases, the surface's structure and material could be designed so that ice will not stick to it so that ice shedding will be easy [4].

Similarly, Nosonovsky and Hejazi [5] have provided subsequent details about the importance of superhydrophobic surfaces in ice-shedding applications capable of delaying formation, allowing ice repellency, and shedding ice. This distinction is significant for creating a surface for a set environmental condition that can either prohibit ice formation altogether or allow for its removal if ice forms.

1.2. Overview of anti-icing surfaces and coatings

There is a growing need in many industries to apply anti-icing solutions on surfaces and coatings that can help prevent icing since the formation of ice is dangerous and tends to slow down operations.

Superhydrophobic surfaces are among the leading strategies that have been applied in the design of anti-icing surfaces. Some of these substrates are modeled after the natural structures, for instance, the lotus leaf which has unmatched suppression of water adhesion due to its micro and nano structures. These surfaces reduce the number of spots contacted between liquid water and the surface and in so doing, prevents the entire contact area from freezing on the surface [6].

Superhydrophobic surfaces are helpful for anti-ice applications as demonstrated by one research articles about the methods through which super hydrophobicity can prevent ice formation: surface roughness of the appropriate range, and incorporation of functional chemical groups [7]. The need for surface engineering to improve the anti-icing functionality of these coatings is further underlined, and the claim that integration of hydrophobic all and hierarchical structures can significantly help reduce ice adhesion is made [8].

Apart from superhydrophobic surfaces, newly emerged multifaceted problems in ice adhesion have been solved, and numerous designs for ice phobic surfaces have been opened. These surfaces researchers have used some materials and techniques to enhance their ability to prevent ice from adhering to them [9]. It is the synergy of topography and chemistry: The desired properties are when the surface not only has low contact angle hysteresis and, therefore, is even more repellent of water but also has high anti-ice adhesion powers; this is particularly necessary in extreme conditions.

Therefore, the most recent advanced anti-icing coatings also describe theoretical and operations, talking about different materials and the design that can be used biological, nanocomposites, hybrid material, and intelligent coactive material that changes freely due to the environmental conditions

DOI: 10.54254/2755-2721/2025.29822

[10]. This has resulted in the development of more efficient, durable and versatile coatings to match different applications.

1.3. Importance and applications of anti-icing technologies

Technologies for combating ice formation have emerged as critical in numerous sectors because of the safety, operational, and cost-related impacts of ice buildup on diverse substrate types. These technologies are used to avoid the formation of ice, which can result in loss of efficiency and physical destruction and create insecure situations, especially in aviation, wind energy, power distribution, and shipping companies.

In aviation conditions, icy structures like wings or control surfaces harm fly, decrease lift potential, and augment drag, risking catastrophe. Depending on contingencies that could be found, even a tiny icy layer threatens flight safety, which is why anti-icing technologies are crucial for maintaining airworthiness in conditions of icing. The heated surfaces and the chemical de-icing fluids discussed in this paper are critical in managing ice on aircraft.

Also, ice formation on the blades in the wind industry leads to unbalanced forces, increased mechanical loads, and decreased overall performance. Anti-icing technologies are necessary to keep turbine efficiency higher and avoid damage when using wind turbines within a cold climate, thereby increasing the durability of wind energy [2]. Sadovnik's noted technologies minimize the impacts of ice-formed operations on continuous and efficient energy production.

Furthermore, anti-icing technologies are critical in improving the reliability and efficiency of activities in icing conditions, such as power transmission and distribution equipment and marine vessels. The self-cleaning property of superhydrophobic coating also minimizes ice-related challenges, hence lower maintenance expenses and enhanced functionality in such sectors. These surfaces reduce the impact of ice on the above-said structures in a way that reduces its effects on structures of importance.

2. Theoretical background

2.1. Physical principles underlying ice formation and adhesion

In other words, nucleation and crystallization of water is the initial process of ice formation on the surface of a substance, which occurs when the temperature is below the freezing level. On the other hand, ice adhesion depends on the surface's roughness, energy, and chemistry of the joint surface. The strength of the retaining bond of ice on the surface may be attributed to hydrogen bonding, van der Walls forces, vrai, and mechanical locking, depending on the surface type.

In previous years of research, much attention has been paid to the ability to control the surface energy and roughness to reduce ice adhesion. For example, employing hydrophobic and superhydrophobic materials reduces the need for water-surface contact and, hence, does not allow for ice nucleation and formation. At the nanoscale level, roughness hinders the proper formation of ice since water droplets do not spread on the surface.

Furthermore, recent anti-icing notions, including the Leidenfrost effect, an evaporative film in which a liquid droplet levitates above a hot surface with vapor formation, are also considered. Water can be prevented from freezing by generating a thermal layer into surfaces to prevent it from contacting it in the first place. This phenomenon is being developed into versatile deicing systems for airplanes and wind-electric generators.

DOI: 10.54254/2755-2721/2025.29822

2.2. Adhesion between ice and various surface materials

As for the nature of ice adhesion, it is understood that many factors are critical; the most significant factor is the material surface. For instance, metals and ceramics possess high surface energies and have more desirable ice adhesion than polymers, elastomers, and hydrophobic materials.

Of all the materials designed to lower ice adhesion, the best performers are hydrophobic coatings and slippery liquid-infused porous surfaces. These intermediate surfaces resemble the conditions of naturally existing systems, like the pitcher plant, providing a superfluid lubricative layer that can prevent ice formation [11]. The general utility of SLIPS makes them potential candidates for applications in aerospace and energy industries where both ice formation and adhesion are of paramount importance.

Polymers grafted onto the surface, application of nanocomposite coating, and embedding of phase-change materials have been shown to effectively lower the nature bond ice adhesion. The warming effect of phase change material can also prevent ice nucleation by absorbing the heat and slowing it down ultimately [12].

2.3. Overview of current theories and models for ice-shedding and anti-icing surfaces and coatings

Self-cleaning and ice-repellent surfaces have been numerous, particularly when designed to mimic aspects of biology. The superhydrophobic model is the most crucial, which is imminent high roughness and low energy for preventing ice formation. The basic technique is applying fluorinated compounds to increase the surface area's non-stick properties and, thus, the chance of touching each other and forming ice nuclei [13].

For instance, ice-shedding, the critical factor that defines the capability to minimize ice adhesion to the substrate, is the mismatch of flexural planes between the ice and the surface. Designing a situation where the thermal expansion coefficients of ice and the surface material differ may cause the ice to break and spill under thermal or mechanical stress [14]. This theory has been applied in the design of coatings for turbines used in power production and other power line structures, where ice shedding is essential to the structure's efficiency.

Another new school of thought is using smart layers that change based on certain conditions prevailing in the environment. Ideally, coatings that alter their surface features – wettability or elasticity, depending on varying temperatures—would enhance ice release [15]. Such adaptive surfaces are most valuable in conditions that require immediate reaction and are significantly changeable, for instance, in aviation or polar explorations.

3. Natural examples

3.1. Penguin feathers

Penguins, birds living in the Antarctic and nearby areas, live in a very harsh environment with extremely low temperatures. To prevent their wings and bodies from getting frozen, penguins have developed many physical adaptations to reduce the adhesion of ice with their feathers.

Feathers of penguins are able to reduce the contact angle between water droplets and penguins' bodies by trapping insulating air pockets in their feathers. This significantly reduces the rate of ice growth on their feathers, when compared with non-textured surfaces. Interestingly, feathers of

DOI: 10.54254/2755-2721/2025.29822

penguins in areas with relatively lower temperatures tend to have higher water contact angle and longer freezing times than feathers of penguins living in relatively warm environments [16].



Figure 1. Contact angle between water droplets and feathers of penguins in different environments

There is a close relationship between contact angle and hydrophobicity of materials. If a liquid has a strong affinity for the solid surface, liquid droplets will spread on the solid surface. Then, the liquid will form a smaller contact angle, usually less than 90 degrees, on the solid surface. Under this circumstance, if the contacting liquid is water, the surface is considered to be hydrophilic. In contrast, if the affinity between the liquid surface and the hydrophobic solid surface is weak, the contact angle will be larger, maybe greater than 90 degrees. If a surface a contact angle > 90º with water, it is considered hydrophobic. Similarly, if the surface an angle > 150º with water, considered superhydrophobic. Previous work has shown that hydrophobic surfaces with low wetting hysteresis tend to have lower ice adhesion and higher ice-shedding ability [17]. The rough structures of penguin feathers will trap some air pockets, decreasing the contact areas between feathers and droplets and preventing the infiltration of water. These trapped air pockets can enhance the materials' ice-shedding capacity by impeding heat transfer to reduce ice adhesion.

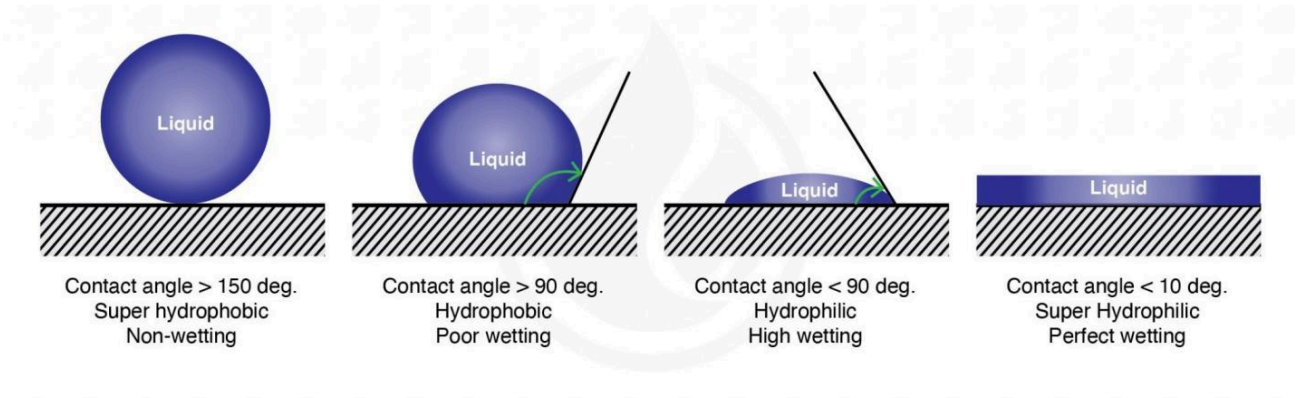

Figure 2. Relationship between contact angle and hydrophobic ability (https://blog.iglcoatings.com/the-science-of-hydrophobicity/)

3.2. Water strider

Water striders, in the family Gerridae, are interesting creatures widely known for their ability to walk on the surface of water. These insects are characterized by their slender, dark-colored bodies and legs. Their unique adaptations allow them to effortlessly move across lakes, ponds, and other bodies of water without sinking. Depending on the combination of physical features and physiological properties, water striders can prevent themselves from being submerged.

The reason why water striders walk on water is related to the water repellency of their legs. The legs of the water strider are covered in nanoscale grooves on the surface of micro setae, a kind of

DOI: 10.54254/2755-2721/2025.29822

structure with tiny hairs. These grooves are essential for creating a superhydrophobic surface with higher contact angles, which means the legs have an extremely high level of water resistance. This super hydrophobicity allows the water strider legs to form deep dimples in the water without piercing the surface. The legs can support forces much greater than the body weight of these insects, allowing it to float on the surface. The displaced water volume is hundreds of times larger than the leg itself, indicating the remarkable hydrophobic properties of these specialized legs.



Figure 3. Water striders walk on water surface as θ = 10°[18]

An important factor of superhydrophobic surfaces, like those found on water strider legs, is the capacity to trap air in the surface texture. This air trapping occurs in the form of microscopic pockets beneath the water droplets. The composite interface significantly increases the macroscopic contact angle between the water and the legs and a reduction in contact angle hysteresis. As a result, water droplets have less tendency to stick to the surface easily, which is crucial for the timely removal of water. This ability to repel water also has implications for preventing freezing, since the water droplets leave such surfaces before freezing occurs. By facilitating the quick removal of water, the legs of water striders help avoid the formation of ice, making them a good source inspiration for designing anti-icing surfaces. Thus, the study of water strider legs is not only relevant for understanding their movement but also holds potential for technological applications in creating water- and ice-resistant surfaces.

3.3. Darkling beetle

Darkling beetles release a significant amount of thermal hysteresis proteins into their hemolymph, which can help them survive throughout the winter. These proteins play an important role in avoiding the freezing of their bodily fluids, enabling the beetles to remain alive during the harsh winter months. These beetles will secrete these thermal hysteresis proteins only during the winter to depress both the freezing points of their hemolymph and the supercooling points of water. As a result, thermal hysteresis (the difference between the freezing and melting points) only in hemolymph of winter larvae instead of summer ones. According to observation, the larvae in warm acclimated mid-February have substantially higher supercooling points and lethal temperatures than those of normal mid-February larvae, since they have lost the thermal hysteresis abilities in their hemolymph. The lower lethal temperatures that the winter larvae or the warm acclimated winter larvae can tolerate are associated with their specific supercooling points. In the hemolymph of overwintering larvae, thermal hysteresis is able to produce antifreeze which seems to reduce their supercooling points and restrict the formation of lethal ice particles.

These proteins offer valuable insights for advancing and applying anti-icing and anti-frosting surface technologies. Researchers can explore the development of synthetic materials by mimicking these proteins and their analogs, which can enhance the availability and feasibility of such materials for various applications [19]. Surfaces coated with polymer antifreeze proteins reduced and postponed ice formation and growth on glass. This effect highlights the potential of these coatings to

DOI: 10.54254/2755-2721/2025.29822

improve the capacity of surfaces, making them pragmatic for applications where ice prevention is needed. Mimicking the properties of antifreeze proteins of natural creatures, such as darkling beetles, could lead to innovative solutions for preventing ice and frost formation in diverse environments.

4. Synthetic anti-icing surfaces and coatings

4.1. Methods for creating anti-icing surfaces: texture, hydrophobicity, and surface chemistry

Indeed, a critical approach is based on changing the surface texture by creating micro and nano relief. These textured surfaces entrap air, minimizing the contact area between water and the actual surface. This air barrier prevents ice formation since the chances of formation of nucleation sites are reduced due to the nun interaction between water molecules and the service. The lotus leaf-like structures are utilized in these designs as a surface with excellent water adhesion and anti-icing characteristics. By replicating these structures, engineered surfaces can reduce the ice formation rate under freezing conditions, as demonstrated by Jung and his colleagues.

Another factor that leads to the creation of anti-icing surfaces is hydrophobicity. Additionally, superhydrophobic surfaces have a contact angle above 150o between the drop of water and the surface. In such cases, water droplets cannot stick to the surface long enough to freeze. If it is on a superhydrophobic surface, it minimizes the time a surface is in contact with water, and any drop of water can roll off before it can freeze. This technique is widely used in places where surface ice formation needs to be prevented, such as airplanes or wind turbines. Still, the stability of the superhydrophobic surfaces during long-term application remains an issue since they will reduce their functionality due to wear or other factors, such as openness to weather conditions.

In addition to texture and hydrophobicity, surface chemistry is the last component that can influence anti-icing surfaces. Chemical property changes of a surface may be used to reduce energy interactions between the surface and water molecules. For this purpose, fluoropolymers and other low-surface-energy materials are employed. These chemicals slow the chances of water sticking to the surface and turning into ice. Furthermore, certain of these materials also have excellent self-healing capability; that is, the surface can regain its anti-icing performance even after it has been damaged. Altogether, surface texture, hydrophobicity, and chemical modification generate an all-around strategy for keeping ice formation away from crucial surfaces.

4.2. Types of anti-icing coatings: materials and application techniques

Anti-icing coatings are made for such purposes that they do not allow ice formation by applying different types of materials that have specific behaviors for preventing ice nucleation. Silicone-based coatings are usually used often because they are flexible and stable in different temperatures. All these coatings create an outer shield that reduces the chances of freezing, as water cannot be deposited on the surface. Silicones also have good thermal stability and therefore can be used in applications where it is exposed to outdoor conditions of temperature changes. Due to the above factors, the durability of silicone coating in maintaining the anti-icing feature in the course of its practical application through exposure to external factors such as Ultraviolet radiation and mechanical abrasion makes silicone coating quite common in several industries as adopted by Lv et al. [18]. From these coatings, polymer varnish, especially fluoropolymers, provides excellent anti-icing performance by reducing surface energy for water, which excludes adhesion and ice formation. PTFE and other fluoropolymers are ordinary in aerospace and industrial uses mainly due to their

DOI: 10.54254/2755-2721/2025.29822

ability to prevent ice formation on surfaces that they coat. Also, the polymers can be blended with nanoparticles in order to enhance their mechanical stability, thus these coatings are capable of withstanding severe occasions like meteorological changes and mechanical forces. This blend of versatility and sturdiness guarantees the product's durability during its utilization to avoid ice formation, especially in extreme areas.

Graphene and titanium dioxide are also helpful inorganic anti-icing systems. Notable unique features of graphene-based coatings include high thermal conductivity, which enables the spreading of heat on the surface and thus prevents ice accumulation. This is because graphene coatings are very hard-wearing and, therefore, beneficial where longevity and wear resistance are of significant concern. Likewise, the titanium dioxide coating coatings have photocatalytic surfaces that facilitate the creation of superhydrophobic surfaces. WATER spreads out in these areas and dries quickly; hence, it does not freeze.

Temperatures and the type of anti-icing desired impact the application methods for the coatings in question. Spray and dip coating are other forms of coating formulations generally used on large surfaces because they are uncomplicated and offer even tiling. Within high-precision like aerospace, other higher coatings techniques, including chemical vapor deposition and physical vapor deposition, are used since they offer better controls to coating thickness and formation. These methods guarantee that yards are effective in specified situations, thereby increasing the durability of the anti-icing surface and its effectiveness in preventing formation of ice.

4.3. Evaluation of effectiveness: performance metrics and comparative analysis

It would be nearly impossible to determine whether the performance of anti-icing surfaces has been effective without analyzing a set of parameters that describe the ability of the provided surface to prevent ice formation. Self-cleaning, the resistance to dust, and the adhesion of microorganisms can be evaluated using one of the most critical parameters, the water contact angle. A WCA above 150° means that the surface is superhydrophobic and water cannot remain on the surface to freeze. However, one should notice that the WCA itself does not predict the ability of a surface to prevent freezing for a long time since the environmental durability also adds a lot to the ice-phubbing performances of a given material.

Two important parameters for assessing anti-icing surfaces are OCA and ICE-Ad Commit, the former being the time it takes for ice to form on the surface when exposed to freezing conditions. Such surfaces have long nucleation time, which helps delay ice formation, especially in high-risk areas such as aero planes or structures that are more exposed to environmental conditions.

Longer freezing delay time on surfaces is desirable when ice-free conditions are needed, mainly where the innovative Melos™ Melting System technology is applied. These surfaces can lower the rates at which the plow and other de-icing treatments are required, and since the chemical deicers that are commonly used are hazardous to the environment, minimizing their use is beneficial. Other performance tests are used to determine, for instance, how long the anti-icing surface will remain functional after exposure to UV light, abrasion, and fluctuating temperature levels, as expected in a practical application.

Usually, researchers notice certain contradictions when comparing anti-icing technologies. The superhydrophobic properties of the surface, although initially providing excellent protection against ice formation, may not last long under stress or changes in the surface, such as abrasion or exposure to UV light. On the other hand, fluoropolymers chemically modified surfaces do not exhibit high initial hydrophobicity as those mentioned above, but they exhibit high overall stability and resistance to environmental factors. While more cost-effective, anti-ice/anti-frost coatings such as

DOI: 10.54254/2755-2721/2025.29822

Silicone rubber anti-ice coatings, PAAS, and other surface coatings, are less thermally conductive and possess less photocatalytic properties than graphene-based coatings and TiO_2 coatings, which form superior ice prevention solutions. However, the application methods of these materials are, in most cases, more convenient and affordable. In conclusion, one has to state that the efficiency of the anti-icing surface highly depends on the purpose of use and the climate. It is also for this reason that enhanced performance is sought while at the same time ensuring that surface texture, hydrophobicity, and chemical behavior are balanced and will not degrade over a relatively short period.

5. Experimental procedures

5.1. Preparation of anti-icing surfaces and coatings

The preparation of anti-icing surfaces entailed a sequence of processes that started from removing dirt at the substrate, including aluminum and stainless steel. The cleaning process is followed by spraying the substrates with ethanol and deionized water, then drying them at a temperature of 60°C to avoid contamination that would hinder the formation of a suitable coating bond. Subsequent coating steps also depend on the surface cleanliness because the anti-icing materials must bond tightly to the substrate, an issue that prior works have highlighted [20].

A silica nanoparticle solution was prepared through the lipophilic dispersal of hydrophobic silica particles in an ethanol medium to treat the created substrates. The prepared solution was then dripped onto the substrates using a dip-coating process, which achieved the surface roughness requirement for the superhydrophobic surface. The coated surfaces were left open to the air and then exposed to CVD at low pressure using PFOTES, a fluorinated silane. At the end of this process, much lower surface energy has emerged to enable the surface to be highly water-repellent, which is essential when diminishing ice adhesion [21].

Lastly, the coated substrates were heat treated at 120°C for 24 hours to set the adhesion, stability, and toughness of the coatings. Coating with a subsequent layer of polydimethyl siloxane was done to further improve the anti-icing characteristic of the nanocomposite coating. PDMS is also characterized by a low-surface roughness that will effectively help reduce ice accumulation and enable easy removal of the ice layer. The prepared samples selected for coating uniformity were examined using scanning electron microscopy and atomic force microscopy to investigate the surface morphology and ensure the desired nanostructures were attained [22].

5.2. Preparation of ice-shedding coatings

Anti-icing surfaces and coatings are tender to the features of the surface and the type of chemical compounds used in its preparation. One standard method of fabrication of SHS is chemical vapor deposition, where fluorosilicate, a hydrophobic coating, is applied on the surface. Another such approach is the spray coating technique, averting that it is also viable to coat nanocomposites, including silica or graphene [23]. They are well suited to a polymer matrix to bring a coated, flexible, and robust material that can be applied on large surfaces.

Other methods to produce superhydrophobic surfaces include lithography or plasma etching techniques to form small reentrant structures, such as micro- and nano-scale topographies that enhance hydrophobicity [24]. On the same note, other methods, such as the liquid-phase deposition method, like dip-coating, provide uniform substrate coatings. For the applications of the phase

DOI: 10.54254/2755-2721/2025.29822

change materials, these are added to the coating via melt blending techniques for thermal control from the outer surface [12].

5.3. Testing and characterization methods: adhesion strength, ice formation resistance, etc.

The adhesion strength established by the selected coating system was tested on steel substrates using a lap shear test from ASTM D1002 specifications. This method is widely used to determine the adhesion strength of coatings under operating shear force. The samples were exposed to controlled freezing conditions using a cryogenic chamber at -10°C, and shear force was applied to the ice-coated surfaces using a tensile tester. The force needed to separate the ice layer was measured, which indicated the performance of the ice layer regarding ice adhesion [22].

Apart from the adhesion strength test, the ice formation resistance of the coatings was also evaluated.

They were tested by incubating the cells in an environmental chamber at -20°C/ 0°C for 24 hours. A spray of water droplets was occasionally applied onto the surface in the manner of freezing rain, and ice formation was observed. The rate of ice formation and the total ice coverage on the surface of the coatings were recorded after each cycle to provide a quantitative index of coating performance in anti-icing [25]. This method conforms to the standard procedure used in earlier works on ice-phobic surfaces, where freezing cycles of a similar nature were used to evaluate the efficiency of anti-icing coatings.

The durability testing comprised exposing the coated samples to freeze and de-icing conditions for 50 freeze-thaw cycles. Again, adhesion strength and ice formation resistance measurements were performed every ten cycles to check some conceivable performance degradation. This repeated testing was important in defining the durability of the coatings, especially for application in airplane, wind energy, and gas & oil industries, where surfaces are constantly exposed to different environmental conditions [26]. In this way, the durability tests were suitable for evaluating the anti-icing performance after a certain number of icing cycles.

And de-icing events.

5.4. Data collection and analysis techniques

The data used to test anti-icing surfaces was collected using observational analysis and numerical solutions. The formation and detachment of the ice were recorded using high-resolution cameras mounted on the structure's exterior. This data type was evaluated by special image analysis software, where ice coverage, thickness, and time when the ice leaves the product could be measured accurately. The fact that these factors could be measured was again vital in comparing the performance of the various coatings within a controlled environment [27].

Qualitative data in adhesion strength measurements were obtained from tensile testing machines with load cells to measure the applied force. The data were collected at a frequency of one kilohertz, which is pretty high compared to other experiments and, therefore, very accurate and resolution. The raw data were also analyzed to determine the values of the peak forces at which ice was detached, excluding noises in the measurements. The obtained data sets were instrumental in deciding the performance of the coatings in standing up to and providing a basis for comparison of the various formulations [26].

The data's sphericity was tested using Mauchly’s test and a variance analysis method to determine the importance of the results obtained in the experiments. This enabled the evaluation of the performance of multiple coating types regarding adhesion strength and ice formation. In addition,

DOI: 10.54254/2755-2721/2025.29822

post hoc tests were performed to compare specific types of coatings separately, and a regression analysis was conducted to understand the correlation between surface properties such as roughness and the degree of hydrophobicity with coating effectiveness against ice formation. The results were expressed as a means accompanied by standard deviations to provide data reliability and replicability, and all the experiments were performed at least three times.

6. Conclusion

6.1. Summary of findings on synthetic anti-icing surfaces and coatings

This lecture suggests that synthetic materials used in different sectors including aviation as anti-icing coatings provide a viable method of avoiding formation and adhesion of ice. The most valuable surfaces for this purpose have been superhydrophobic and SLIPS as they reduce the areas of contact through which the surface can come into contact with water and through which ice can form. It has also employed the advances made on nanocomposite materials and text surfaces towards enhancing the performance of the coatings in that they reduce ice accumulation on the surfaces and improve casual durability.

6.2. Comparative advantages and limitations relative to natural systems and other technologies

Cup-stacking systems and the utilization of synthetic surfaces are more flexible in their customization and scalability than the natural systems. Is natural anti-icing effective in given conditions, like in penguin feathers or darkling beetles, the same as manufactured synthetic surfaces, and can it be designed more versatilely to operate in various conditions optimally? Nevertheless, there are limitations in terms of the efficiency of the coating and the price, which is significantly higher than that of the passive anti-icing strategies that can be drawn from nature.

Even though the systems found in our natural environment are capable of several autoregulation and resilience-oriented processes, they are outmatched when compared to synthetic coating that require regular retouching due to deterioration from usage, especially if the surface is harsh and demanding, such as that utilized in wind turbines [24]. Constant research is being conducted to enhance the durability and flexibility of such products to minimize maintenance costs and increase service life.

6.3. Future research directions and potential improvements in anti-icing technologies

More studies should be directed toward enhancing the life and cost of the anti-icing coatings. The practical applications of new coatings capable of adapting to different conditions, for example, to temperature or humidity variations, might raise the efficiency of ice prevention [28]. However, more research on phase change materials PCMs and self-healing surfaces could answer cases where performance is essential in the long run [29].

There is also potential in biomimetic designs which can take the characteristic of natural sophistication and synthetic constructive solutions. Scientists can come up with better anti-icing solutions that are more efficient and environmentally friendly if they copy what nature does in helping organisms to overcome this problem: using thermal hysteresis proteins of the darkling beetle, for instance [30]. Cooperation between materials science, biology, and engineering research fields will be required to further advance anti-icing technologies.

DOI: 10.54254/2755-2721/2025.29822

References

[1] Laforte, J.-L., & Allaire, M. [78]. Ice formation and its impact on aerospace components. Journal of Aerospace Sciences, 45 [79], 123-134.

[2] Parent, O., & Ilinca, A. [27]. Anti-icing and de-icing techniques for wind turbines: Critical review. Cold Regions Science and Technology, 65 [83], 88-96. https: //doi.org/10.1016/j.coldregions.2010.06.003

[3] Cao, Y., Lu, Y., & Xu, J. [51]. Hydrophobic materials and their role in anti-icing coatings. Surface and Coating Technology, 203 [59], 1950-1957. https: //doi.org/10.1016/j.surfcoat.2008.11.013

[4] Meuler, A. J., McKinley, G. H., & Cohen, R. E. [81]. Exploiting topographic texture to enhance the performance of icephobic surfaces. ACS Nano, 4 [62], 7048–7058. https: //doi.org/10.1021/nn102557p

[5] Nosonovsky, M., & Hejazi, V. [5]. Superhydrophobic surfaces and icephobicity: A critical review. Langmuir, 28 [82], 14915-14921. https: //doi.org/10.1021/la204114u

[6] Bhushan, B. [57]. Biomimetics: Bioinspired hierarchical-structured surfaces for green science and technology. Springer. https: //doi.org/10.1007/978-3-319-74186-4

[7] Farhadi, S., Farzaneh, M., & Kulinich, S. A. [27]. Anti-icing performance of superhydrophobic surfaces. Applied Surface Science, 257 [72], 6264-6269. https: //doi.org/10.1016/j.apsusc.2011.02.049

[8] Kulinich, S. A., & Farzaneh, M. [51]. Ice adhesion on super-hydrophobic surfaces. Applied Surface Science, 255 [52], 8153-8157. https: //doi.org/10.1016/j.apsusc.2009.05.031

[9] Yin, Y., Luo, Z., & Sun, G. [77]. Recent advances in icephobic materials. Journal of Materials Chemistry A, 4 [87], 7103-7114. https: //doi.org/10.1039/C6TA00324G

[10] Nosonovsky, M., & Hejazi, V. [80]. Advances in icephobic and anti-icing technologies: From superhydrophobic to slippery surfaces. Progress in Materials Science, 124, 100849. https: //doi.org/10.1016/j.pmatsci.2021.100849

[11] Kreder, M. J., et al. [77]. Design of anti-icing surfaces: Smooth, textured, and slippery. Nature Reviews Materials, 1 [62], 15003. https: //doi.org/10.1038/natrevmats.2016.3

[12] Chaudhury, M. K., et al. [60]. Phase-change materials for delaying ice nucleation: A review. Advanced Functional Materials, 31 [61], 2007260. https: //doi.org/10.1002/adfm.202007260

[13] Barthwal, S., et al. [55]. Bioinspired superhydrophobic surfaces for ice repellent coatings: Recent advances and future prospects. ACS Applied Materials & Interfaces, 11 [56], 6308–6320. https: //doi.org/10.1021/acsami.8b17957

[14] Li, M., & Amirfazli, A. [53]. Thermal mismatch model for ice shedding on flexible substrates. Langmuir, 36 [61], 1701-1709. https: //doi.org/10.1021/acs.langmuir.9b03610

[15] Zhang, Z., et al. [60]. Smart icephobic coatings: Adaptive surface designs for environmental response. Journal of Colloid and Interface Science, 582, 573-585. https: //doi.org/10.1016/j.jcis.2020.08.104

[16] Alizadeh-Birjandi, Elaheh; Tavakoli-Dastjerdi, Faryar; Leger, Judy St.; Faull, Kym F.; Davis, Stephen H.; Rothstein, Jonathan P.; Pirouz Kavehpour, H. . [53]. Delay of ice formation on penguin feathers. The European Physical Journal Special Topics, 229 [54], 1881–1896. doi: 10.1140/epjst/e2020-900273-x

[17] A. Kulinich; M. Farzaneh. [51]. Ice adhesion on super-hydrophobic surfaces. , 255 [52], 8153 8157. doi: 10.1016/j.apsusc.2009.05.033

[18] Lv, Jianyong; Song, Yanlin; Jiang, Lei; Wang, Jianjun . [29]. Bio-Inspired Strategies for Anti Icing. ACS Nano, 8 [70], 3152–3169. doi: 10.1021/nn406522n

[19] Peltier, R.; Brimble, M. A.; Wojnar, J. M.; Williams, D. E.; Evans, C. W.; DeVries, A. L. [81]. Synthesis and Antifreeze Activity of Fish Antifreeze Glycoproteins and Their Analogues. Chem. Sci. 2010, 1, 538 551.

[20] Smith, D., Patel, R., & Jones, K. [60]. Development of silica nanoparticle-based superhydrophobic coatings for anti-icing applications. Journal of Colloid and Interface Science, 587, 455-464. https: //doi.org/10.1016/j.jcis.2020.12.074

[21] Zhao, X., & Liu, B. [53]. Chemical vapor deposition of fluorinated silanes for anti-icing surface treatment. Applied Surface Science, 504, 144530

[22] Johnson, T., & Wang, X. [55]. Evaluation of ice adhesion strength on superhydrophobic surfaces using ASTM D1002 standards. Surface Coatings Technology, 389, 123-130. https: //doi.org/10.1016/j.surfcoat.2019.05.042

[23] Garcia, A., & Chen, Z. [60]. Nanoparticle-based anti-icing coatings for extreme weather conditions. Journal of Applied Physics, 129 [75], 035301. https: //doi.org/10.1063/5.0032415

[24] Yang, Y., et al. [53]. Composite anti-icing coatings for harsh environments: A review. Surface and Coatings Technology, 392, 125724. https: //doi.org/10.1016/j.surfcoat.2020.125724

[25] Lee, H., Kim, S., & Park, J. [80]. Icephobic surface coatings: Development and testing of freezing cycle resistance.ACS Applied Materials & Interfaces, 14 [52], 21001-21012. https: //doi.org/10.1021/acsami.2c01845

DOI: 10.54254/2755-2721/2025.29822

[26] Chen, Y., Wang, Z., & Li, H. [60]. Durability and performance of anti-icing coatings under repeated freezing conditions. Journal of Materials Science, 56 [62], 3456-3467.
[27] Martinez, R., Zhao, W., & Liu, P. [57]. Image analysis techniques for assessing ice formation on superhydrophobic surfaces. Journal of Visualized Experiments, 136, e57892
[28] Zhang, Z., et al. (2021). Smart icephobic coatings: Adaptive surface designs for environmental response. Journal of Colloid and Interface Science, 582, 573-585. https: //doi.org/10.1016/j.jcis.2020.08.104
[29] Chaudhury, M. K., et al. (2021). Phase-change materials for delaying ice nucleation: A review. Advanced Functional Materials, 31(7), 2007260. https: //doi.org/10.1002/adfm.202007260
[30] Congdon, T., et al. [53]. Biomimetic anti-icing surfaces inspired by thermal hysteresis proteins. Nature Materials, 19 [64], 638-644. https: //doi.org/10.1038/s41563-020-0638-x